

**MAIN ROAD TYPICAL SECTION
STATION 1+00 TO 11+45**

N.T.S.

* FROM STATION 11+45 TO 15+00 TRAVEL LANE WIDTH VARIES FROM 15' TO 20'

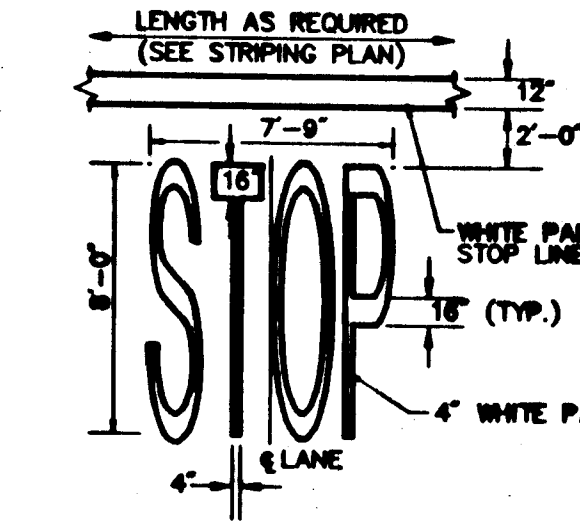
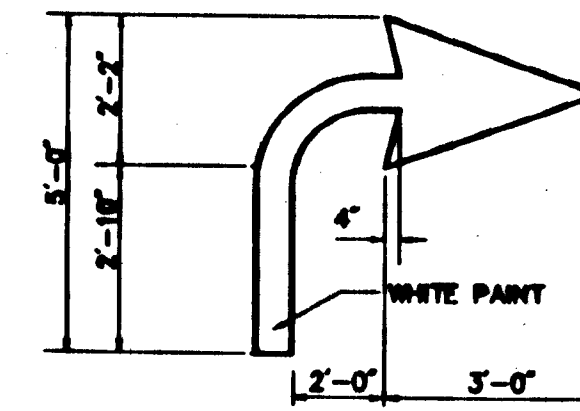
PAVEMENT NOTES

PROPOSED FULL DEPTH PAVEMENT

SURFACE: TOP COURSE - 1 1/2" HOT MIX ASPHALT CLASS I, TYPE I-1
BINDER COURSE - 3" HOT MIX ASPHALT CLASS I, TYPE I-1

GRAVEL BASE: 12" GRAVEL BORROW MEETING M1.03.0 TYPE B,
COMPACTED TO A MINIMUM OF 95% COMPACTION.

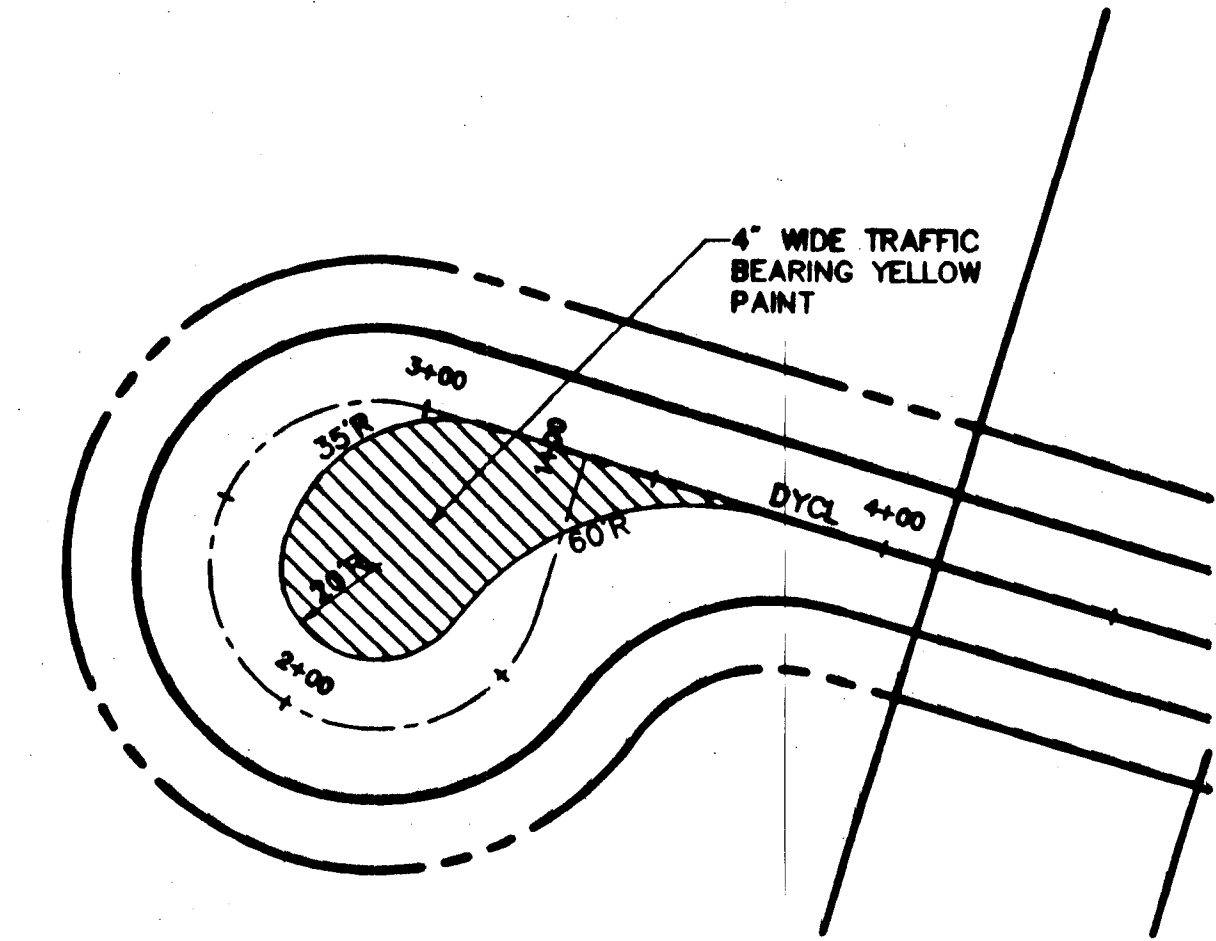
NOTE: TOWN ENGINEER TO REVIEW AND APPROVE PAVEMENT DESIGN SPECIFICATIONS
FOR CONFORMANCE TO MUNICIPAL DESIGN REQUIREMENTS.



Notes:
1. PAVEMENT MARKINGS TO BE INSTALLED IN
LOCATIONS SHOWN.

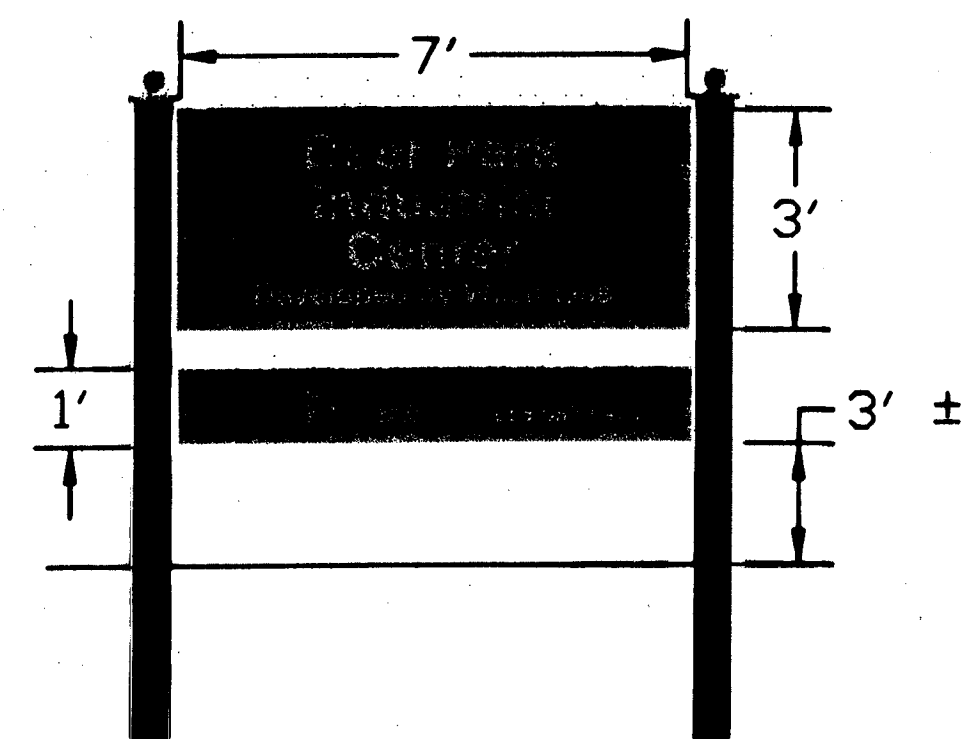
Painted Pavement Markings - On Site

N.T.S. Source: VHB REV 6/03 LD_554



Cul-de-Sac Striping Detail

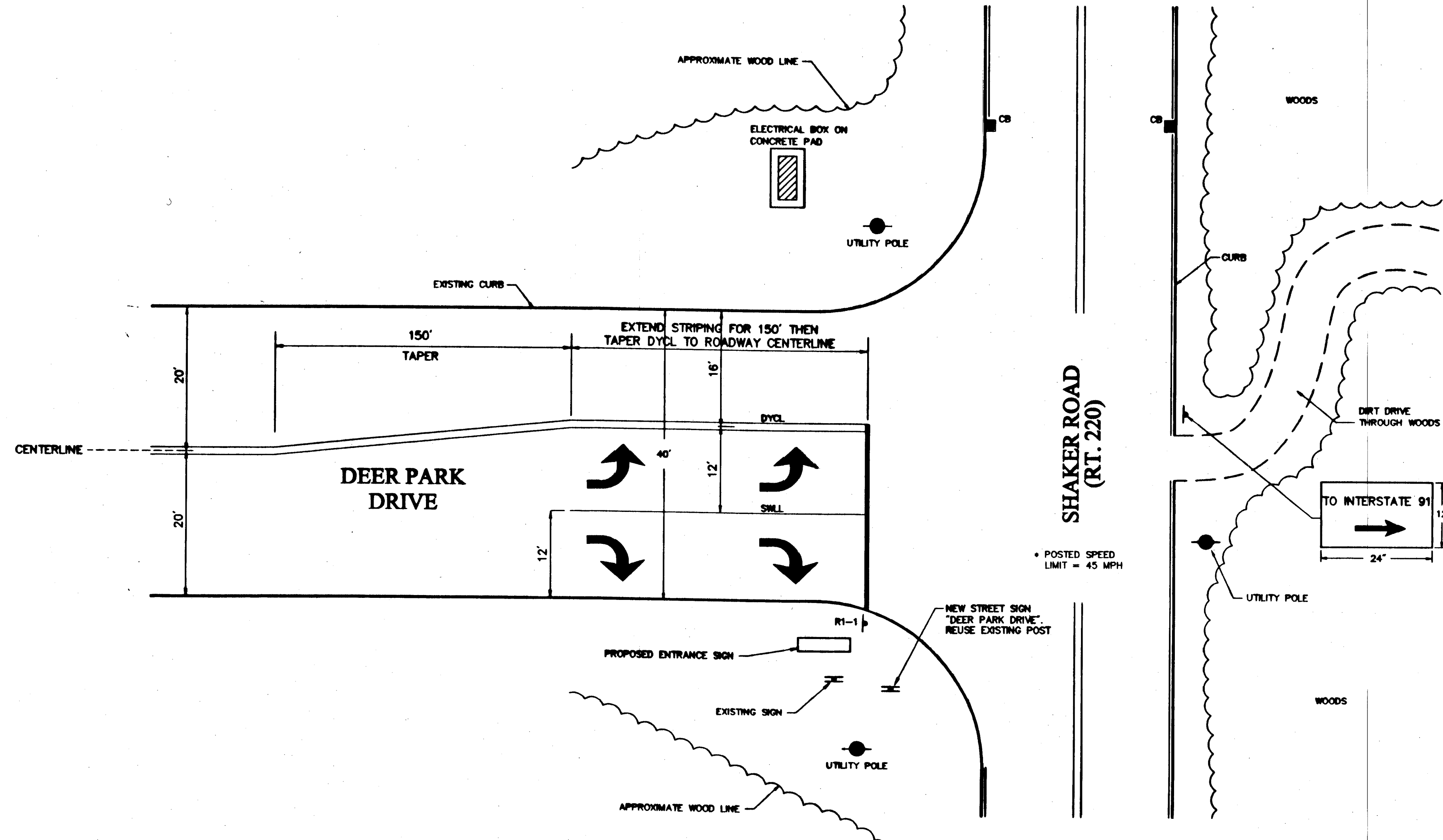
N.T.S.



PROPOSED ENTRANCE SIGN

N.T.S.

NOTE: CONTRACTOR TO PROVIDE RENDERING OF SHOP DRAWINGS.
ADDITIONAL SPECIFICATIONS AVAILABLE FROM OWNER.



Entrance Detail

N.T.S.

No.	Revision	Date	Appr.
1	DESIGNED BY JAG		
2	DRAWN BY JAG		
3	CAD CHECKED BY JAG		
4	APPROVED BY JAG		
5	SCALE AS NOTED		
6	DATE JUNE 25, 2004		
7	PROJECT TITLE		

Deer Park Industrial Center

Deer Park Drive
East Longmeadow, Massachusetts

Definitive Subdivision Approval

Not Approved for Construction
Drawing Title

Site Details



C-15

Sheet 16 of 16

Project Number 08946.00