DOOR SCHEDULE

● APPLICABLE
– NOT APPLICABLE

DOORS										FRAMES							HDWE. SET	REMARKS
NO.	W.	HT.	THK.	TYPE	MATL	GLASS	LOUVER	INS.	LABEL	TYPE	MATL	HEAD	JAMB	SILL	LABEL	INS.		
B-1	3'-0"	7'-0"	1 3/4"	FV	HM	WGL	–	–	B	1	HM	13 SIM	13	–	B	–	5	
1-1	3'-0"	7'-0"	1 3/4"	FNV	HM	TIG	–	●	–	1	HM	5	15	22	–	●	1	
1-2	3'-0"	7'-0"	1 3/4"	F	HM	–	–	–	–	1	HM	1	11	–	–	–	3	
1-3	3'-0"	7'-0"	1 3/4"	F	HM	–	–	–	–	1	HM	1	11	–	–	–	3	
1-4	3'-0"	7'-0"	1 3/4"	F	HM	–	–	–	B	1	HM	1	11	–	B	–	2	
1-5	3'-0"	7'-0"	1 3/4"	FNV	HM	TIG	–	●	–	1	HM	5	15	22	–	●	1	
1-6	3'-0"	7'-0"	1 3/4"	FNV	HM	TIG	–	●	–	1	HM	5	15	22	–	●	1	
1-7	3'-0"	7'-0"	1 3/4"	FV	HM	WGL	–	–	B	1	HM	1	11	–	B	–	4	
1-8	3'-0"	7'-0"	1 3/4"	F	HM	–	–	–	–	1	HM	1	11	21	–	–	2	
1-9	3'-0"	7'-0"	1 3/4"	F	HM	–	–	–	B	1	HM	1	11	21	B	–	2	
1-10	3'-0"	7'-0"	1 3/4"	F	HM	–	–	–	B	1	HM	1	11	–	B	–	2	
1-11	6'-0"	8'-0"	–	R	STEEL	–	–	●	–	–	STEEL	6 SIM	16 SIM	–	–	–	–	MOTOR OPERATED DOOR

ROOM FINISH SCHEDULE

RM NO	ROOM NAMES	FLOOR FIN.	BASE MATL.	WALLS NORTH MATL.	WALLS NORTH FIN.	WALLS SOUTH MATL.	WALLS SOUTH FIN.	WALLS EAST MATL.	WALLS EAST FIN.	WALLS WEST MATL.	WALLS WEST FIN.	CEILING MATL	CEILING FIN.	REMARKS
B01	PUMP ROOM	CONC	–	CONC	–	CONC	–	CONC	–	CONC	–	CONC	–	
B02	STAIR	CONC	–	CONC	–	CONC	–	CONC	–	CONC	–	–	–	
101	FUEL STORAGE	CONC	–	GWB	P	GWB	P	GWB	P	GWB	P	GWB	P	SEE NOTE 1 AND 2
102	CORRIDOR	VCT	V	GWB	P	GWB	P	GWB	P	GWB	P	ACP	–	SEE NOTE 2
103	SHOWER	VCT	V	MRGWB	P	MRGWB	P	MRGWB	P	MRGWB	P	MRACP	–	
104	RESTROOM	VCT	V	GWB	P	GWB	P	GWB	P	GWB	P	ACP	–	
105	OFFICE	VCT	V	GWB	P	GWB	P	GWB	P	GWB	P	ACP	–	
106	MECHANICAL ROOM	CONC	V	GWB	P	GWB	P	GWB	P	GWB	P	GWB	P	
107	ELECTRICAL ROOM	CONC	V	GWB	P	GWB	P	GWB	P	GWB	P	GWB	P	
108	GENERATOR ROOM	CONC	V	GWB	P	GWB	P	GWB	P	GWB	P	GWB	P	
109	STAIR	CONC	V	GWB	P	GWB	P	GWB	P	GWB	P	GWB	P	

DOOR SCHEDULE ABBREVIATIONS:

B B LABEL ONE HOUR
HM HOLLOW METAL
TIG TEMPERED INSULATED GLASS
WGL WIRE GLASS

NOTES:

1. INSULATED GLASS SHALL BE 5/8" AT DOORS.
2. REFER TO SPECIFICATION SECTION 08710 FOR HARDWARE SET DESCRIPTIONS.

ROOM FINISH SCHEDULE ABBREVIATIONS:

ACP ACOUSTICAL CEILING PANEL
CONC CONCRETE
EP EPOXY PAINT
GWB GYPSUM WALL BOARD
MRGWB MOISTURE RESISTANT GYPSUM WALL BOARD
MRACP MOISTURE RESISTANT ACOUSTICAL CEILING PANEL
P PAINT
V VINYL BASE
VCT VINYL COMPOSITION TILE

NOTES:

1. PROVIDE SECONDARY CONTAINMENT COATING ON CONCRETE SLAB AND CURB IN FUEL CONTAINMENT AREA.
2. EXPOSED CONCRETE CURBS SHALL BE PAINTED.

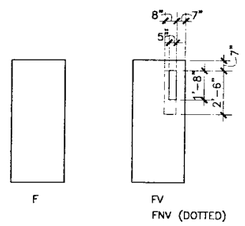

DOOR TYPES

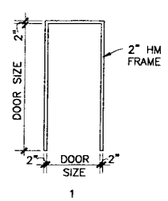

FRAME TYPES

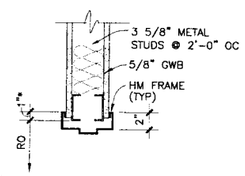

HEAD 1

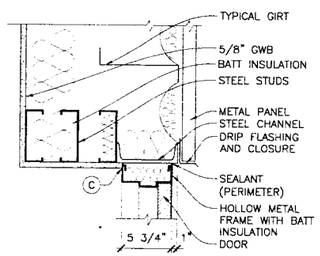

HEAD 5

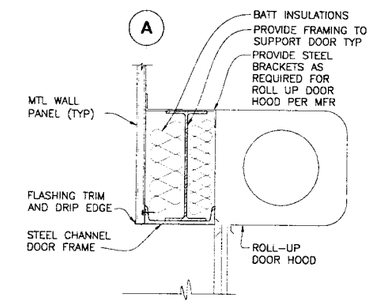

HEAD 6

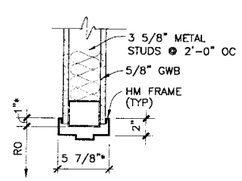

JAMB 11

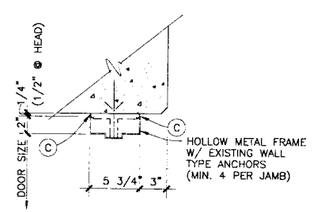

JAMB 13

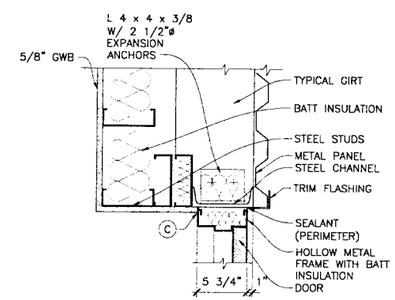

JAMB 15

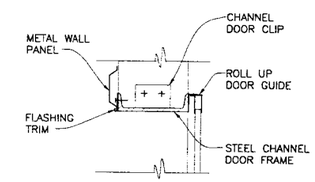

JAMB 16

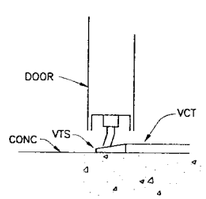

SILL 21

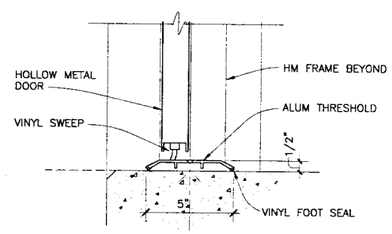

SILL 22

NO	REVISIONS	DATE	APP'D
1	RECORD DRAWINGS 12/04		

PROGRESS PRINTS
ISSUED FOR REVIEW 12-02
ISSUED FOR BIDDING 2-03
PRINT LOCATION
LAST MODIFIED ON
REFERENCE

DRAWN BY CJB
CHECKED BY DJP/WJF
DATE 12-13-02
APPROVED BY WJF
DATE 12-20-02
BOOK NO. –
PROJECT NO. 7051K
SCALE AS NOTED

Wright-Pierce
169 Main Street 700 Plaza Middlesex
Middletown, Connecticut USA 06457
TEL (860) 343-2297 FAX (860) 343-9504

THESE RECORD DRAWINGS HAVE BEEN PREPARED IN PART ON THE BASIS OF THE INFORMATION COMPILED AND FURNISHED BY OTHERS. THE ENGINEER WILL NOT BE RESPONSIBLE FOR ANY ERRORS OR OMISSIONS WHICH HAVE BEEN INCORPORATED INTO THIS DOCUMENT AS A RESULT.

DEPARTMENT OF PUBLIC WORKS
TOWN OF EAST LONGMEADOW, MA
VINELAND AVENUE PUMP STATION
CONTRACTS NO. 1 AND NO. 2

DOOR AND ROOM FINISH SCHEDULES AND DETAILS

DWG A-6

G:\dwgs\7051K\Record Dwgs\ARC\7051Ka06.dwg, 1/7/2005 2:54:01 PM, cjb