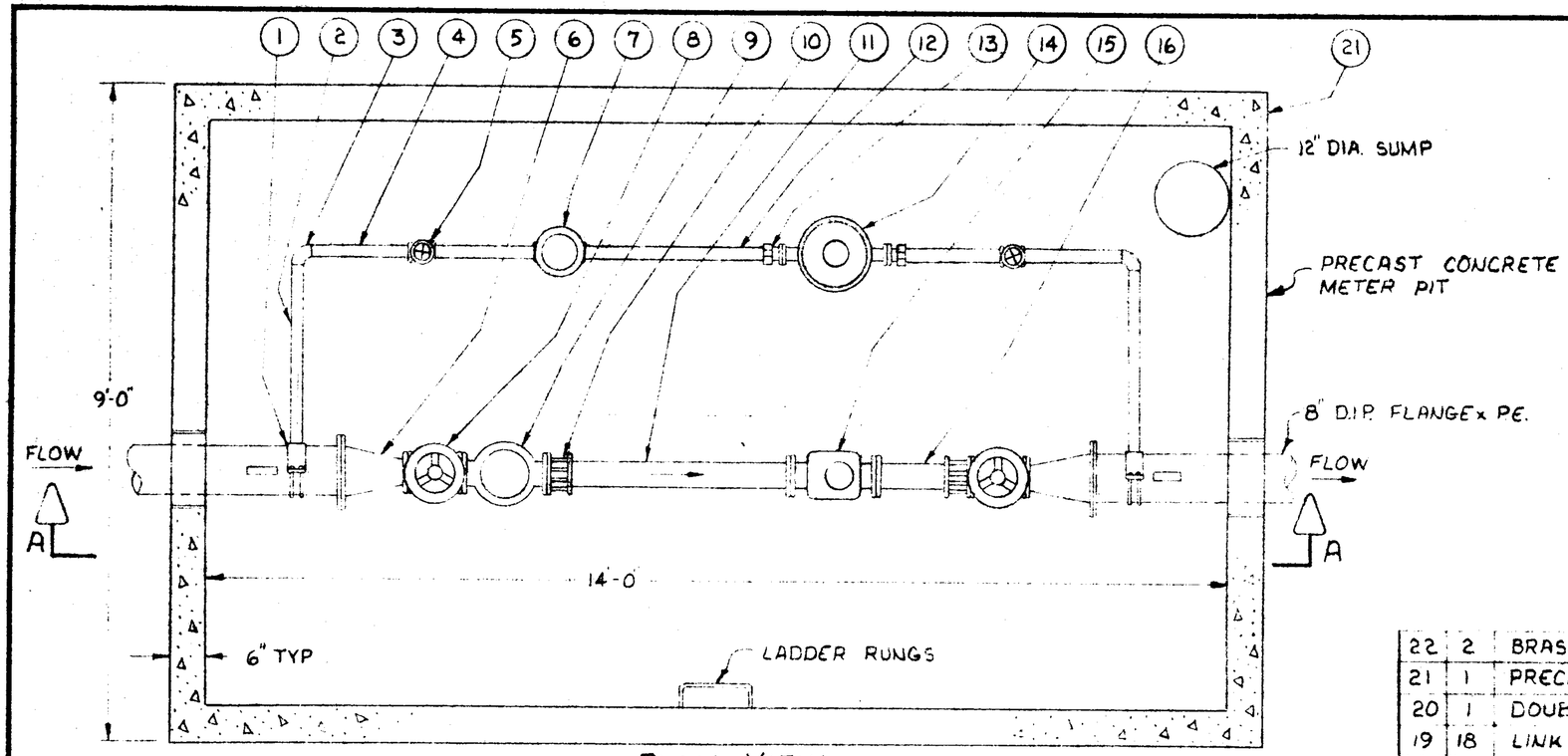

PLAN VIEW
SCALE: ½" = 1'-0"

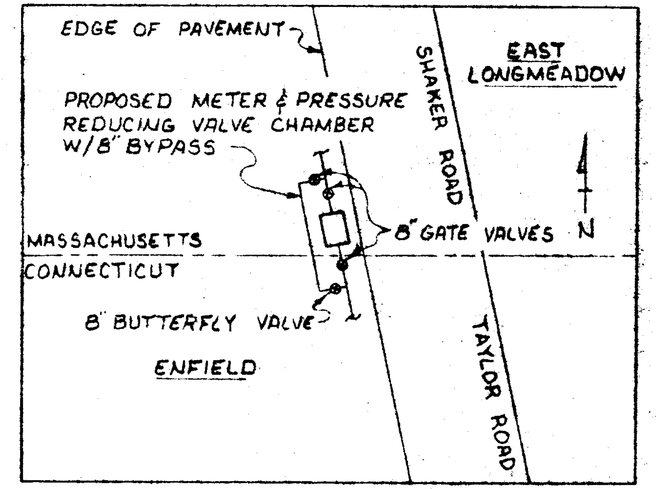

LOCATION PLAN
N.T.S.

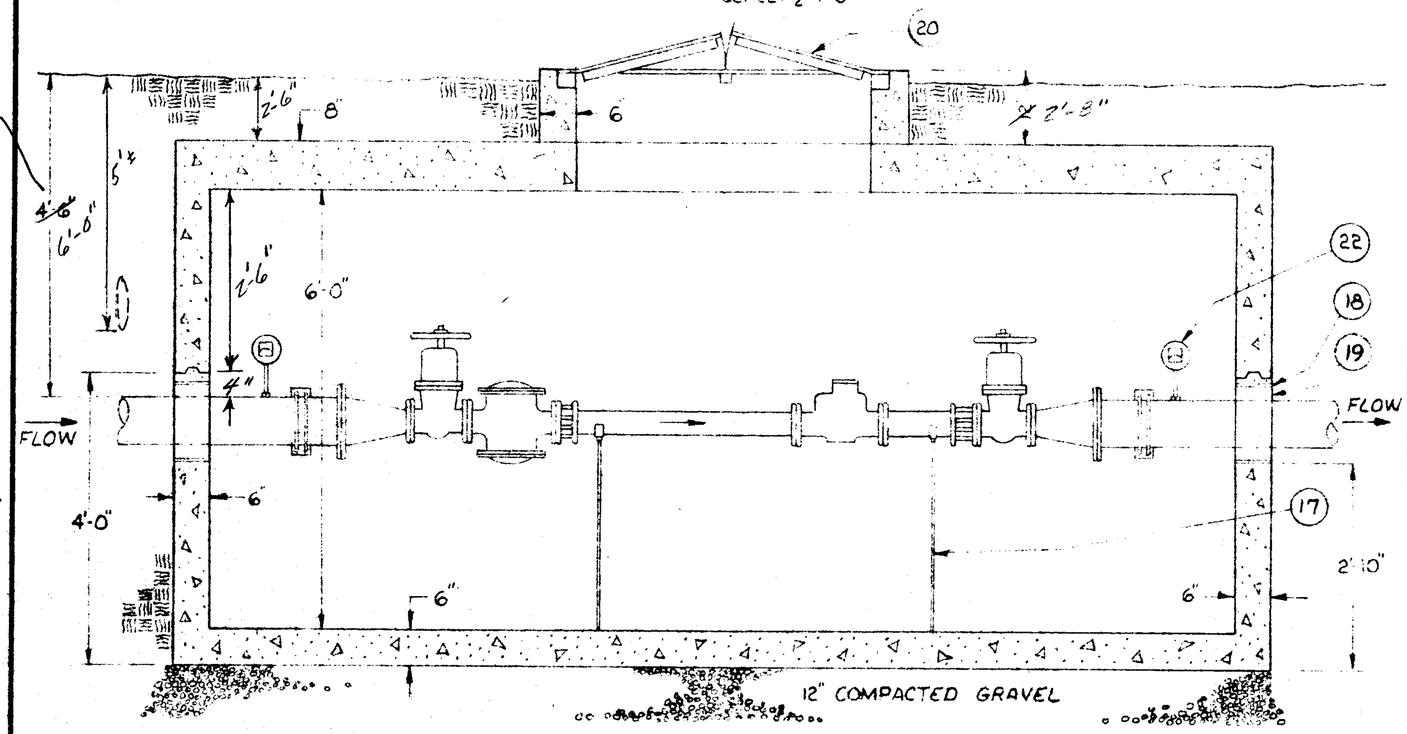

SECTION A-A
SCALE ½" = 1'-0"

Rev. to provide clearance w/ Exist. 10" conc. Drain

SYM	QTY	DESCRIPTION	MANUF. MODEL NO.
22	2	BRASS GAUGE COCK W/PRESSURE GAUGE 0-160 PSI	ASHCROFT INSTRUMENTS
21	1	PRECAST CONCRETE METER PIT 8' x 14'	ROTONDO
20	1	DOUBLE LEAF ALUMINUM DOOR W/2" INSULATION	BILCO JD-2AL
19	18	LINK SEAL	THUNDERLINE LS-400-C
18	2	12" I.D. STEEL SLEEVE	
17	4	PIPE STAND 2 FOR 2" PIPE & 2 FOR 4" PIPE	
16	1	4" D.I.P. P.E. x FLANGE 12" LONG	US PIPE
15	1	4" TURBO METER W/HIGH SPEED PICKUP. CAL. IN C.F.	ROCKWELL MODEL W-1000R
14	1	2" DISC TYPE METER CALIBRATED IN CUBIC FEET.	NEPTUNE
13	2	2" LOK-PAK METER COUPLING TYPE FP	FORD METER BOX CO.
12	1	2" BRASS NIPPLE 31" LONG	
11	1	4" D.I.P. PE x FLANGED 36" LONG	US PIPE
10	2	4" FLANGED COUPLING ADAPTER	DRESSER STYLE 127
9	1	4" BACK PRESSURE / PRESSURE REDUCING VALVE	ROSS MODEL 40 WR-R
8	2	4" GATE VALVE OPEN LEFT	MUELLER OR CLOW-AWWA
7	1	2" PRESSURE REDUCING VALVE SCREWED CONNECTION	ROSS MODEL 23 WR
6	2	8" x 4" FLANGED REDUCER	US PIPE
5	2	2" BRONZE GATE VALVE FIG. 0228	FAIRBANKS COMPANY
4	4	2" BRASS NIPPLE 17" LONG	
3	2	2" 90° BRASS ELBOW	
2	2	2" BRASS NIPPLE 29" LONG	
1	2	2" DOUBLE STRAP SERVICE SADDLE W/2" IPT	FORD METER BOX CO.

BUILDING LIST

PROPOSED METER & PRESSURE REDUCING CHAMBER
EAST LONGMEADOW INTERCONNECTION

SCALE: AS SHOWN
DRAWN BY: LRS
REVISED:

SHAKER ROAD
EAST LONGMEADOW, MASS.

DATE: 12/4/81
APPROVED BY: T.P. O'NEILL - ASST. ENGINEER
DRAWING NUMBER: NO-135